



Air Sniper

Spectrum-800

USER MANUAL





A WORD TO AIR SNIPER OWNERS

At Air Sniper, we design and build supplemental air sanitization systems with complete customer satisfaction in mind. To assure trouble-free operation of your Air Sniper system, please read this manual and follow installation recommendations.

An authorized Air Sniper dealer will know the system best, and if service or maintenance is needed, the Air Sniper team is here to help. Our team is dedicated to providing you with the best possible service and assuring your satisfaction with our product.

For any questions or service requirements, please contact an Air Sniper representative at the toll-free number: 1-888-338-9549



IMPORTANT SAFETY INSTRUCTIONS

WARNING: NEVER EXPOSE SKIN OR EYES TO UV LAMP WHEN OPERATING

Read and follow all instructions prior to installation. Read the directions and all safety labels prior to operation. Failure to follow any instructions or labels may result in injury of the user or damage to the unit. Save this manual for future reference.

1. The Spectrum-800 Unit is intended to be used for air sanitization inside of a sealed air chamber. **Do Not** attempt to operate the UV-C Lamps outside of a sealed housing.
2. Electrical shock may cause Injury or possible death. Ensure that the unit is turned off and disconnected from the power source prior to installation or replacement.
3. Untrained personnel can perform installation and replacement of the unit as per the Instructions within this manual. **Do Not** attempt to perform any maintenance on your unit. Improper maintenance can result in damage to the unit and injury of the user. If your unit requires maintenance, please contact Air Sniper. Replacement of the UV-C emitter by an untrained professional is not allowed.
4. **Do Not** attempt to modify your unit. Modification of this unit may result in injuries to the user or damage to the unit.
5. Inspect your unit for any abnormalities or damage prior to installation and use. Damaged units can result in harmful UV-C leaks. Units that are obviously damaged must not be operated.
6. If the supply cord is damaged, it must be replaced by the manufacturer, its service agent or similarly qualified persons in order to avoid a hazard.
7. This appliance contains a UV-C emitter. UV-C lamps contain small amounts of mercury amalgam. If the lamp is broken or damaged, clean and dispose of it properly as per local safety regulations.
8. The Spectrum-800 unit is not to be used by persons (including children) with reduced physical, sensory or mental capabilities, or a lack of experience and knowledge, unless properly supervised. Children shall be supervised so that they do not to play with the unit.
9. It is recommended a minimum of two people present when installing the unit. Units can be heavy and require care and precision when installing.
10. Air Sniper products are not waterproof. **Do Not** attempt to use your unit in a wet environment.
11. Air Sniper products are designed for **INDOOR USE ONLY**. **Do Not** attempt to install your unit outdoors.
12. The use of this device is a supplement to and not a substitute for standard infection control practices; users must continue to follow all current infection control practices related to cleaning and disinfection of environmental surfaces.
13. The Spectrum-800 Unit does not require cleaning to continue to operate effectively.
14. **FIRST AID INSTRUCTIONS:** If Injury occurs, contact your doctor or appropriate emergency services.
15. **WARNING: UV RADIATION EMITTED FROM THIS DEVICE.** Unintended use of the appliance or damage to the housing may result in the escape of dangerous UV-C radiation. UV-C radiation may, even in small doses, cause harm to the eyes and skin.



TABLE OF CONTENTS

A WORD TO AIR SNIPER OWNERS	2
IMPORTANT SAFETY INSTRUCTIONS	3
TABLE OF CONTENTS	4
ABOUT THE SPECTRUM-800 UNIT	5
DESIGN	5
FEATURES	6
SPECIFICATIONS	6
INCLUDED PARTS	7
DIRECTIONS FOR USE	8
BULB STATUS	9
FILTER REPLACEMENT	9
TROUBLESHOOTING	9
REPLACING YOUR UNIT	10
WARRANTY	11



ABOUT THE SPECTRUM-800 UNIT


Thank you for purchasing the Air Sniper Spectrum-800 supplemental air sanitizing unit. Following installation, you will be able to enjoy air sanitization that is proven to kill 99.99% of airborne contaminants from the air passing through the unit, while producing no ozone. All Air Sniper products are tested and verified in independent laboratories and are 100% made in North America. Find the test results here: <https://airsniper.ca/test-results/>

For more information on the Spectrum-800 unit and all other Air Sniper products and services, call **1-888-338-9549** to speak to one of our representatives, or email Air Sniper at info@airsniper.ca with any questions that you may have.

DESIGN

The Spectrum-800 is made up of several key components listed below.

The Spectrum-800 unit is designed for supplemental air purification in occupied spaces such as: classrooms, office spaces, or communal living areas.





FEATURES

- 300 Watt UV-C induction bulb
- Bluetooth enabled
- Whisper quiet
- Up to 10 year lifespan
- 10 Fan speeds

SPECIFICATIONS

- **Power Supply**
110 V 50/60 Hz
- **Energy Consumption**
6 A @ 110 V Maximum
- **Operating Temperature Range**
-25°C / 100°C
- **Power control Systems**
On/Off switch, airflow differential pressure switch/sensor
- **Bulb Life**
55,200 Bulb life hours of high intensity UVC
- **Electrical Safety Certification**
ETL certified for USA and Canada
- **Ozone Compliance**
UL 867 (the bulb meets the requirements of UL 2998)
- **Weight**
75 lbs (34 kg)
- **Dimensions**
42.5" (H) x 24.5" (W) x 19" (D)
- **Noise**
21-47 dB
- **Monitoring**
Bluetooth functionality for remote scheduling and monitoring
- **Housing Material**
White powder coated aluminum



INCLUDED PARTS


Included in the package you will find:

1. Air Sniper Spectrum-800 unit
2. 10' Power cable
3. AC Infinity fan user manual
4. MERV 8 filter

1




2



3

4





DIRECTIONS FOR USE

To operate the Air Sniper Spectrum-800 unit,

1. Connect the supplied power cable to the unit. The connector end for the cable is found on the back of the unit.



2. Insert the MERV8 air filter from the front ensuring that the direction of the filter is correct. To ensure this make sure that the metal edges inside the filter are facing upwards.








3. The other end of the power plug should next be plugged into a 110V AC receptacle. If required an extension cable can be used to extend the distance from the power receptacle. Please note that the Spectrum-800 is for use with 110V AC only.
4. Turn on the unit using the switch on the front of the unit.
5. Adjust the fan speed to the desired level.
6. Additional programming features can be found in the AC Infinity fan user manual.

BULB STATUS

The Lamp Operating LED will glow three different colors, indicating different bulb status.

The variations are as follows:

-  Green: Lamp operating, the lamp is operating as intended
-  Yellow: Lamp life warning, the lamp is nearing the end of its lifespan, requires replacement in near future
-  Red: Lamp life exceeded, lamp has reached the end of its lifespan, requires - immediate replacement

When the Lamp Operating LED color is yellow, please contact your local distributor or Air Sniper directly for a replacement. The Spectrum-800 is designed to sanitize in an environment with an airflow of as little as 80 CFM to a maximum of 800 CFM.

FILTER REPLACEMENT

The Air Sniper Spectrum-800 uses a MERV 8 air filter that is sized at 10" by 18" by 1", and Air Sniper recommends changing of this once every three (3) months. These filters can be purchased locally or ordered online.

The Air Sniper Spectrum-800 warranty and performance specifications are only applicable to users who consistently use a MERV 8 air filter in their Spectrum-800. All other air filters are not capable of filtering the level of particulates required by the Spectrum-800.



TROUBLESHOOTING

If your unit is not operating as expected, there are several steps you can take to attempt to correct the problem.

WARNING: Do Not attempt to operate the UV-C lamp outside of the unit. UV-C radiation is extremely harmful to unprotected skin and eyes.

If the Bulb is not operating:

- Inspect the unit and the power cable to verify nothing appears damaged.
- Check that the selected power source is providing power for the unit.
- Check that both ends of the 10' power cable are securely connected to either the unit or the power source.
- Check that the On/Off switch is flipped to the on position.
- Once airflow is established, the lamp indicator light will be lit.

If the Lamp Operating LED is Red, the bulb has expired. Contact your local distributor or Air Sniper to replace the unit.

REPLACING YOUR UNIT

The Air Sniper Spectrum-800 unit uses a built in 300W UV-C lamp with a lifetime of 6+ years (55,200 hours, based on 24/7 operation). To track the life of the lamp on your unit, check the bulb status LED Color when the unit is activated to determine the state of your unit. It is strongly recommended that the unit be replaced when the lamp life warning LED is illuminated (LED glows yellow). When the lamp life has been exceeded (LED glows red), the entire unit will need to be replaced. Contact your local distributor or Air Sniper to order replacement units.



WARRANTY

Limited Five Year Warranty

Alpine Innovative Research Inc. (AIR) warrants the Air Sniper™ to be free from defects in the workmanship or materials under normal use and service (the “Warranty”) for a period of five (5) years (the “Warranty Period”) from the date of purchase through an AIR-authorized dealer/distributor. During the Warranty Period, should an Air Sniper™ be determined to be defective, AIR shall repair or replace the defective Air Sniper™ unit(s) (at AIR or dealer’s option) within a reasonable period.

Remedy Procedures

If the Air Sniper™ proves defective within the Warranty Period, the purchaser may choose one of the following remedies, after contacting AIR for a Return Authorization Number: 1. Return the defective Air Sniper™ unit to the dealer/distributor from whom it was purchased together with a copy of the bill of sale, or dated proof of purchase thereof and the Return Authorization Number; or 2. Ship the defective Air Sniper™ unit directly to Air Alpine Innovative Research customer warranty department along with the Return Authorization Number.

Limitations

This Warranty is the only representation regarding the Air Sniper™, by Alpine Innovative Research Inc. of merchantability and fitness for use and shall extend to five (5) years from the date of purchase. If it is determined by either Alpine Innovative Research Inc. or an authorized dealer/distributor that the defect is the result of damage caused by the purchaser, the Warranty is null and void.

Contact Us Any questions or concerns pertaining to this Warranty may be directed to Air Sniper by E-mail, telephone, or facsimile: AIR, Alpine Innovative Research.

Customer Warranty Department

Bay 11, 6565 40th Street SE Calgary, Alberta, Canada, T2C 2J9

Toll Free: 1-888-338-9549

Email: service@airsniper.ca