

Thank you for purchasing Air Sniper equipment. Outlined below is a brief explanation of the steps required to set up your new unit.

UNPACKAGING AND INSPECTION

Carefully remove packaging from the unit.

- Inspect the unit for visible damage and notify Air Sniper if any damage is present.

Plug in your unit.

- The unit will begin operating at full speed.


Ensure no warning lights are present on the unit.

- If a warning light is present, please contact Air Sniper as something may have been damaged during shipping.

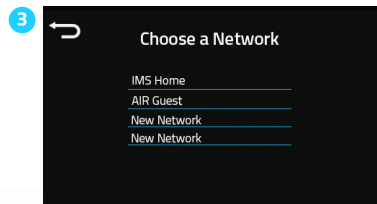
Set desired fan speed.

- AIR recommends operating the unit at full fan speed for maximum efficiency.

QUICK START WI-FI SET UP



Press the Wi-Fi button (between the moon and the settings button).



Choose the network you would like to connect to. Enter password for the network. (If Applicable)

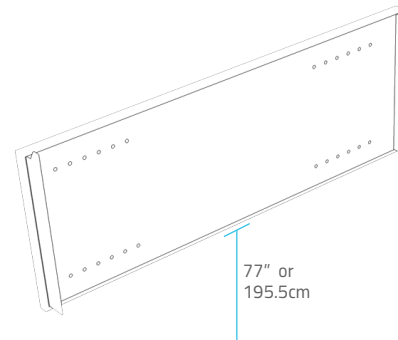


Select set up Wi-Fi on the touchscreen.



The Wi-Fi button will turn blue when connected and display the current strength of the network.

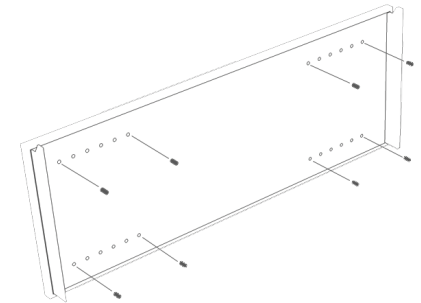
BRACKET INSTALLATION AND MOUNTING



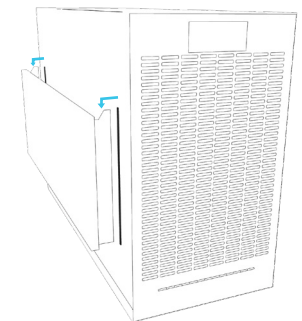
- 1 Ensure the bracket is mounted to the desired height suggested height is 6.5 feet from the floor to the bottom of the equipment (this ensures proper air circulation)



- 3 Ensure the bracket is level when mounted



- 2 Mount the bracket to securely hold the weight of the unit :
Ultra- Up to 75 Pounds
Elite- Up to 65 Pounds
Pro- Up to 60 Pounds

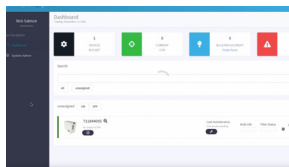
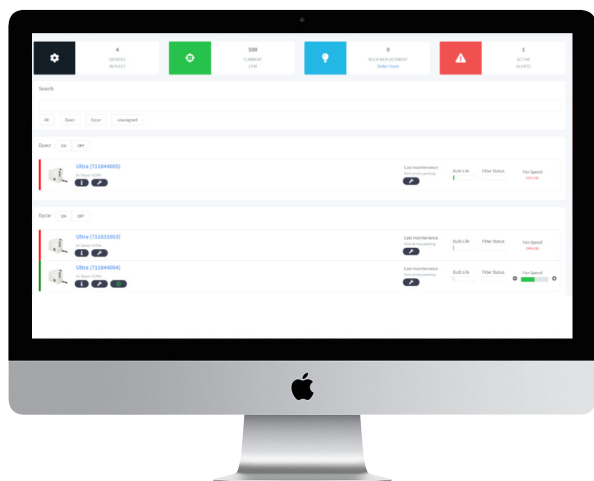


- 4 Line the back of the unit up with the bracket and slide the unit into the bracket.

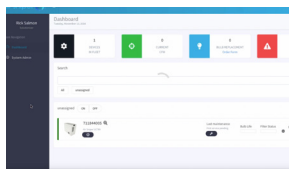
For detailed explanations, please see the manuals on our website at www.airsniper.ca

DASHBOARD

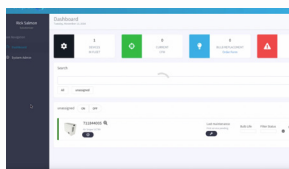
For instructions on how to use the dashboard Please see the links below:



How to Add a Device to a Group:
www.youtube.com/watch?v=cIFzOOI0weQ



How to Name a unit:
www.youtube.com/watch?v=9F-BAeLnKSc



How to Search for a unit and view connection history:
www.youtube.com/watch?v=QusIYncM3I8&t=2s

WARRANTY

Limited Warranty Three Year Warranty Alpine Innovative Research Inc. (AIR) warrants the Air Sniper™ to be free from defects in the workmanship or materials under normal use and service (the "Warranty") for a period of three (3) years (the "Warranty Period") from the date of purchase through an AIR-authorized dealer/distributor. During the Warranty Period, should an Air Sniper™ be determined to be defective, AIR shall repair or replace the defective Air Sniper™ unit(s) (at AIR or dealer's option) within a reasonable period.

Remedy Procedures If the Air Sniper™ proves defective within the Warranty Period, the purchaser may choose one of the following remedies, after contacting AIR for a Return Authorization Number: 1. Return the defective Air Sniper™ unit to the dealer/distributor from whom it was purchased together with a copy of the bill of sale, or dated proof of purchase thereof and the Return Authorization Number; or 2. Ship the defective Air Sniper™ unit directly to Air Alpine Innovative Research Customer Warranty Department along with the Return Authorization Number. Limitations This Warranty is the only representation regarding the Air Sniper™, by Alpine Innovative Research Inc. of merchantability and fitness for use and shall extend to three (3) years from the date of purchase. The warranty excludes replaceable UVC bulbs. If it is determined by either Alpine Innovative Research Inc or an authorized dealer/distributor that the defect is the result of damage caused by the purchaser, the Warranty is null and void.

Contact Us Any questions or concerns pertaining to this Warranty may be directed to AIR by E-mail, telephone, or facsimile: AIR, Alpine Innovative Research.

Customer Warranty Department 3855 - 64th Avenue SE Calgary, Alberta, Canada T2C 2V5 Toll Free 1 (888) 338-9549 Fax 1 (403) 279-7738

RETURN POLICY:

In the event you are not completely satisfied with your Air Sniper product within 30 days from the proof of purchase date AIR will provide a full refund for the purchase price of the equipment. The unit must be returned to AIR in the original packaging and display no visible wear or damage. The unit will be inspected upon return to ensure working order. After the inspection has been completed, AIR will provide a full refund for the purchase price of the equipment.